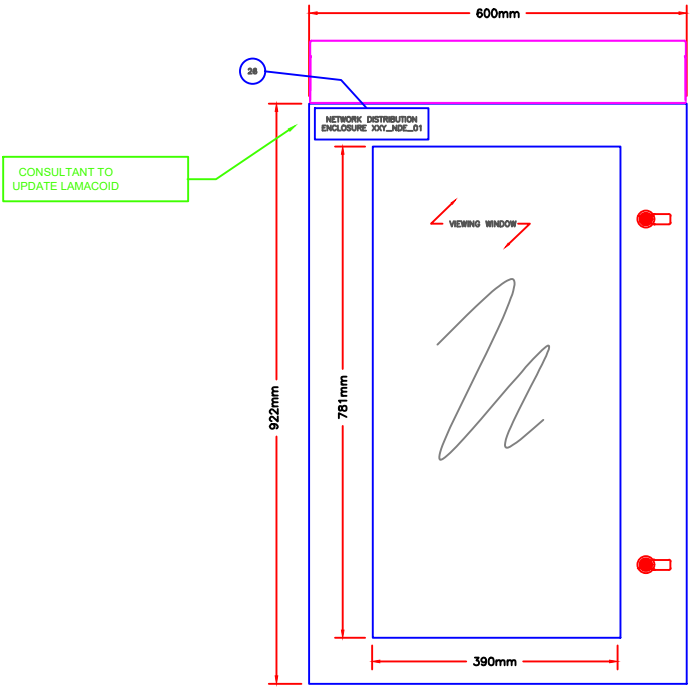
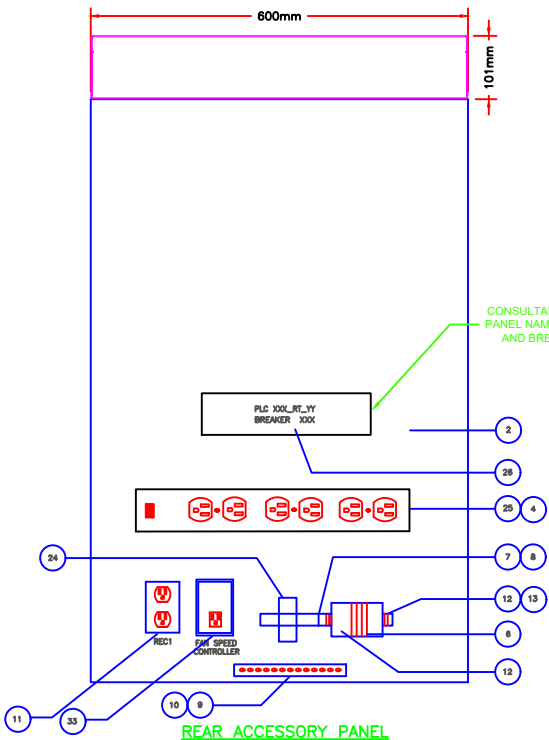


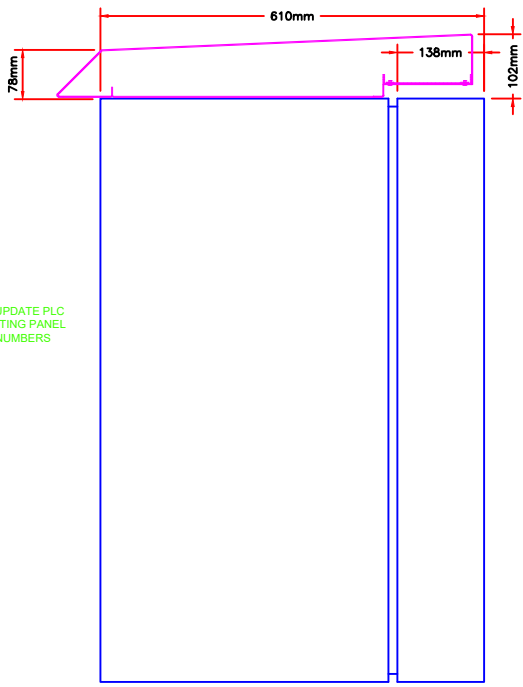
TOP VIEW



FRONT VIEW



REAR ACCESSORY PANEL



SIDE VIEW

NOTES:

1. REFER TO NDE RACK LAYOUT BILL OF MATERIALS FOR COMPONENTS.

THESE DRAWINGS ARE TEMPLATE DRAWINGS

1. REMOVE THIS NOTE AS PART OF THE DESIGN PROCESS.
2. MODIFY THIS DRAWING AS DIRECTED IN THE SCADA STANDARDS.
3. ADD ADDITIONAL DETAILS AS REQUIRED TO MEET THE PROJECT SPECIAL REQUIREMENTS.
4. WHEN THE CONSULTANT DEVIATES FROM THIS TEMPLATE THEY ARE REQUIRED TO NOTIFY HALTON REGION THROUGH THE USE OF THE STANDARDS DEVIATION MEMO.
5. FUSED TERMINAL BLOCKS AND CIRCUIT BREAKERS TO BE SIZED APPROPRIATELY.
6. THE CONSULTANT IS TO SPECIFY SIGNAL ISOLATORS WHERE REQUIRED, FOLLOW MANUFACTURERS' SPECIFICATIONS FOR GROUNDING OF SHIELDS.

REVISIONS				MANU CAD	
Nº	Date	By			
Design	---	Ch'kd	---	Date	
Drawn	---	Ch'kd	---		
Scale	N.T.S.			References	

Field Notes

Stamp

Regional

ACCEPTED FOR CONSTRUCTION OF REGIONAL INFRASTRUCTURE

REVIEWED FOR COMPLIANCE WITH REGIONAL STANDARDS ONLY.

Director, Water & Wastewater Treatment

Manager, Plant Capital & Engineering



TITLE REGIONAL MUNICIPALITY OF HALTON CONSULTANT PROJECT TITLE

REMOTE SITE NETWORK DISTRIBUTION ENCLOSURE LAYOUT

Consultant File Nº	Regional Drawing Nº
---	---
CONTRACT Nº	Drawing Nº R416
---	SHEET XX OFXX